

Easy! Smooth!

PL-3700 → PS-4700

Replacement Guidebook

Introduction

This document introduces the procedures and notes for replacing the PL-3700T with the PS-4700.

The recommended substitute model is listed below.

Equipment in use	Recommended substitute model
PL-3700T *1 (2 slots, Core™ Duo model) Model code: APL3700-TA/TD	PS-4700 (2 slots, Core™ 2 Duo model) Model code: PFXP*172C*****N00
PL-3700T *1 (2 slots, Celeron® model) Model code: APL3700-TA/TD	PS-4700 (2 slots, Atom™ model) Model code: PFXP*172B*****N00

*1 Sales terminated as of September 2012

Interpreting the PS-4000 Series Model Code

A portion of the PS-4000 Series model code differs according to the specification. When purchasing the PS-4000 Series, carefully check the model code to order before making your purchase.

PFXP * 1 * * * * * * * * * * N 0 0
5 7 8 9 10 11 12 13 14 15

* The gray-shaded cells in the table cannot be selected with the models (PS-4700) introduced in this document.

Digit number		5	7	8	9	10	11	12	13	14	15
Front bezel	None (built-in type)	B									
	Aluminum	P									
	Stainless-steel	T									
	Stainless-steel (Atom Z510)	V									
	Aluminum (Atom Z510)	W									
Display	15-inch (XGA)		7								
	19-inch (SXGA)		8								
	None (built-in type)		B								
Expansion slot *1	0 slot			0							
	1 slot = 1 PCI			1							
	2 slots = 1 PCI + 1 PCI Express (x4)			2							
	5 slots = 2 PCI + 3 PCI Express (x1)			5							
	2 slots = 2 PCI			A							
	5 slots = 4 PCI + 1 PCI Express (x1)			B							
CPU type	Atom™ Z510				A						
	Atom™ N270				B						
	Core™ 2 Duo P8400				C						
Power supply	AC					A					
	DC (with UPS battery unit I/F)					B					
	DC					D					
	DC (with marine specification power supply line noise filter)					F					
	DC (with UPS battery unit I/F and marine specification power supply line noise filter)					G					

Digit number		5	7	8	9	10	11	12	13	14	15
Memory	1 GB						1				
	2 GB						2				
	3 GB (2 GB + 1 GB)						3				
	4 GB (2 GB + 2 GB)						4				
	6 GB (4 GB + 2 GB)						6				
	8 GB (4 GB + 4 GB)						8				
OS	None							0			
	Windows® Embedded Standard 2009 MUI							1			
	Windows® XP Pro Japanese Version							2			
	Windows® XP Pro MUI							3			
	Windows® Embedded Standard 7 MUI (32-bit)							4			
	Windows® 7 Ultimate MUI (32-bit)							5			
Storage	None								N		
	CF card (4 GB)								C		
	CF card (8 GB)								D		
	HDD								K		
	SSD								T		
Slide-in slot	None									0	
	DVD multi-drive									1	
	HDD									2	
	SSD									3	
	DVD multi-drive + HDD									4	
	DVD multi-drive + SSD									5	
Options	None										0
	DVI-D port expansion board										2
	COM port expansion board (RS-232C/422/485)										4
	DVI-D port expansion board + COM port expansion board (RS-232C/422/485)										5
	PS-4700 (Z510) Ethernet I/F expansion board										8

*1 The number in parentheses indicates the number of PCI Express lanes.
To conform to the PL-3700T, 2 slots is recommended in this document. However, if you are using less PCI slots or have no plans to use the PCI slots when making the replacement, 1 or 0 slot can also be selected.

Contents

Introduction	2
Interpreting the PS-4000 Series Model Code	3
Contents	5
Chapter 1. Specification Comparison	7
1.1 PL-3700T (Core™ Duo model) and PS-4700 (Core™ 2 Duo model) specification comparison	7
1.2 PL-3700T (Celeron® model) and PS-4700 (Atom™ model) specification comparison	10
Chapter 2. Hardware Compatibility	13
2.1 Differences in function locations	13
2.2 Main memory	16
2.3 Intelligent fan control	16
2.4 Battery backup UPS (DC power supply models only)	16
2.5 Serial interfaces	16
2.6 USB interface	16
2.7 PCI slots	16
2.8 DVD-RW drive	17
2.9 External HDD, SSD, USB devices	17
2.10 Power supply plug	18
2.11 Power consumption	18
Chapter 3. Compatibility with Accessories	19
3.1 Individual accessories	19
3.2 Maintenance accessories	20

Chapter 4. Software Compatibility **21**

4.1 Supported operating systems 21

4.2 Supported operating system languages 21

4.3 Supported software 23

4.4 Functions supported by System Monitor 24

Chapter 5. Appendix **25**

5.1 FP-3000 Series 25

 5.1.1 Connection with the PS-4700 25

 5.1.2 Remote installation distances and cables 25

 5.1.3 Required touch panel driver 26

5.2 Uninterruptible power supply (UPS) 27

 5.2.1 Overview 27

 5.2.2 Specifications 28



 5.2.3 Dimensions 28

5.3 INtime OS 29

5.4 Exclusive BTO (build to order) options 29

Chapter 1. Specification Comparison

1.1 PL-3700T (Core™ Duo model) and PS-4700 (Core™ 2 Duo model) specification comparison



Display specifications		
	PL-3700T (2 slots, Core™ Duo model)	PS-4700 (2 slots, Core™ 2 Duo model)
		
Display device	TFT color LCD (15-inch)	
Graphics	XGA (1,024 x 768 pixels)	
Display colors/gradation	260,000 colors	UP! 16 million colors
Backlight	Revision "5" with no symbol Cold-cathode tube (replaceable)	LED backlight (not user replaceable, send-back type)
	Revision "5" with symbol LED backlight (not user replaceable, send-back type)	
Brightness adjustment	4 levels (adjust on Windows® control panel)	UP! Step-less adjustment
Display device lifespan	50,000 hours	
Backlight lifespan	50,000 hours or more	
Touch panel	Type	Analog resistive
	Resolution	1,024 x 1,024

Performance specifications		
	PL-3700T (2 slots, Core™ Duo model)	PS-4700 (2 slots, Core™ 2 Duo model)
CPU	Intel® Core™ Duo (2.0 GHz)	UP! Core™ 2 Duo P8400 (2.26 GHz)
L2 cache	2 MB	UP! 3 MB
Main memory	2 slots (4 GB max) (DDR2 533 MHz)	UP! 2 slots (8 GB max) (DDR3 1,066MHz) (Not user upgradeable) →See 2.2
Chipset	Intel® 945GME + ICH7M	GM45
Graphics controller	Onboard Intel® 945GME	Intel® Graphics Media Accelerator (GMA) 4500MHD
Video memory	64 MB max (Allocated from main memory)	UP! 384 MB (Allocated from main memory)
Video output	Analog	UP! QXGA (2,048 x 1,536 pixels) or lower
	Digital	UP! FHD (1,920 x 1,080 pixels) or lower

General specifications		
	PL-3700T (2 slots, Core™ Duo model)	PS-4700 (2 slots, Core™ 2 Duo model)
Panel cut dimensions	W383.5 x H282.5 mm [W15.10 x H11.12 in.]	
External dimensions	W425 x H325 x D166 mm [W16.73 x H12.80 x D6.54 in.]	W402 x H301 x D167.5 mm [W15.82 x H11.85 x D6.59 in.]
Front bezel material	Die cast aluminum	Aluminum/stainless-steel
Weight	Approx. 12.0 kg (26.4 lbs)	Aluminum front bezel UP! AC/DC power supply: Approx. 9 kg (19.8 lbs)
		Stainless-steel front bezel UP! AC/DC power supply: Approx. 10.3 kg (22.7 lbs)
Cooling method	Forced air cooling by fan	UP! Forced air cooling by fan (Intelligent fan control) →See 2.3
Power supply →See 2.10	AC power supply	100 to 240 V
	DC power supply	24 V
Power consumption	AC power supply	145 VA or lower UP! 100 W or lower →See 2.11
	DC power supply	145 W or lower UP! 100 W or lower →See 2.11
Battery backup UPS	-	NEW! Optional (DC power supply only) →See 2.4

Interface specifications			
		PL-3700T (2 slots, Core™ Duo model)	PS-4700 (2 slots, Core™ 2 Duo model)
Serial (9-pin D-sub plug)		RS-232C x 2	
		RS-232C/422/485 x 1	RS-232C/422/485 (optional) x 1 →See 2.5
		RS-232C (RI/+5V switchable) x 1	-
RAS		9-pin D-sub socket	-
Disk	SATA	2.5-inch HDD/SSD x 2 (Rev. 1.0a)	NEW! Slide-in disk: (HDD/SSD) x 1 Slide-in slot: (HDD/SSD/DVD-RW) x 1 →See 2.8
	IDE	CF card (Type-I/II, 2 GB) x 1	UP! CF card (Type-I, 4 GB/8 GB) x 1
		DVD-ROM/DVD multi-drive (optional)	- →See 2.8
USB →See 2.6		USB x 5 (USB 2.0 compatible, Type-A)	USB x 5 (aluminum front bezel) USB x 4 (stainless-steel front bezel) (USB 2.0 compatible, Type-A)
Ethernet	LAN1	10BASE-T/100BASE-TX/1000BASE-T auto switching	
	LAN2	10BASE-T/100BASE-TX auto switching	UP! 10BASE-T/100BASE-TX/ 1000BASE-T auto switching
Sound		Line output	UP! Line input/line output/mic input
DVI		DVI-I x 1 (For dual output with a front module, analog RGB output only)	DVI-I x 1
PCI		PCI 2 slots (Rev. 2.3)	PCI 2 slots (Rev. 2.2)→See 2.7

1.2 PL-3700T (Celeron® model) and PS-4700 (Atom™ model) specification comparison

Display specifications		
	PL-3700T (2 slots, Celeron® model)	PS-4700 (2 slots, Atom™ model)
		
Display device	TFT color LCD (15-inch)	
Graphics	XGA (1,024 x 768 pixels)	
Display colors/gradation	260,000 colors	UP! 16 million colors
Backlight	Revision "5" with no symbol Cold-cathode tube (replaceable)	LED backlight (not user replaceable, send-back type)
	Revision "5" with symbol LED backlight (not user replaceable, send-back type)	
Brightness adjustment	4 levels (adjust on Windows® control panel)	UP! Step-less adjustment
Display device lifespan	50,000 hours	
Backlight lifespan	50,000 hours or more	
Touch panel	Type	Analog resistive
	Resolution	1,024 x 1,024

Performance specifications		
	PL-3700T (2 slots, Celeron® model)	PS-4700 (2 slots, Atom™ model)
CPU	Intel® Celeron® M 440 (1.86 GHz)	UP! Atom™ N270 (1.6 GHz)
L2 cache	1 MB	512 KB
Main memory	2 slots (4 GB max) (DDR2 533 MHz)	2 slots (3 GB max) (DDR2 533MHz) (Not user upgradeable) →See 2.2
Chipset	Intel® 945GME + ICH7M	945GME
Graphics controller	Onboard Intel® 945GME	Intel® Graphics Media Accelerator 950
Video memory	64 MB max (Allocated from main memory)	UP! 224 MB (Allocated from main memory)
Video output	Analog	UP! QXGA (2,048 x 1,536 pixels) or lower
	Digital	UP! FHD (1,920 x 1,080 pixels) or lower

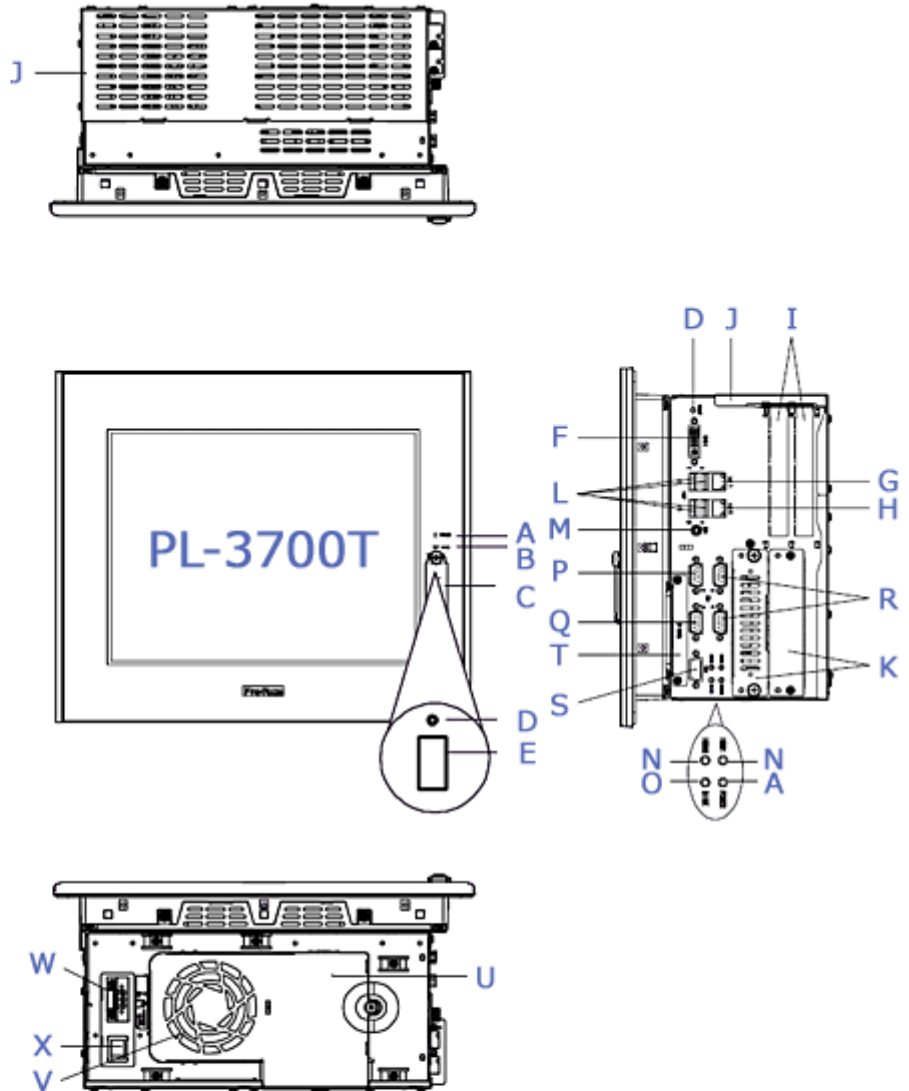
General specifications		
	PL-3700T (2 slots, Celeron® model)	PS-4700 (2 slots, Atom™ model)
Panel cut dimensions	W383.5 x H282.5 mm [W15.10 x H11.12 in.]	
External dimensions	W425 x H325 x D166 mm [W16.73 x H12.80 x D6.54 in.]	W402 x H301 x D167.5 mm [W15.82 x H11.85 x D6.59 in.]
Front bezel material	Die cast aluminum	Aluminum/stainless-steel
Weight	Approx. 12.0 kg (26.4 lbs)	Aluminum front bezel UP! AC/DC power supply: Approx. 9.0 kg (19.8 lbs)
		Stainless-steel front bezel UP! AC/DC power supply: Approx. 10.3 kg (22.7 lbs)
Cooling method	Forced air cooling by fan	UP! Natural cooling (fanless)
Power supply →See 2.10	AC power supply	100 to 240 V
	DC power supply	24 V
Power consumption	AC power supply	145 VA or lower
	DC power supply	145 W or lower
Battery backup UPS	-	NEW! Optional (DC power supply only) →See 2.4

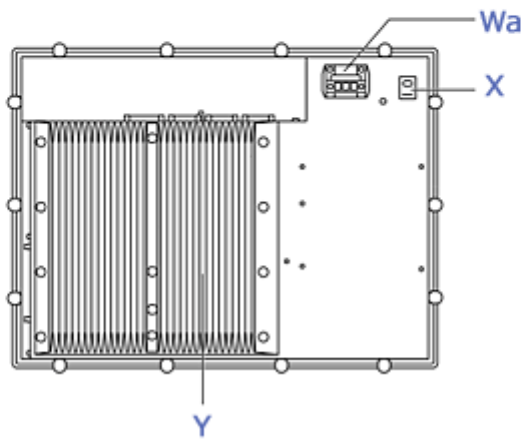
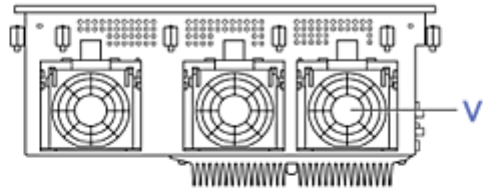
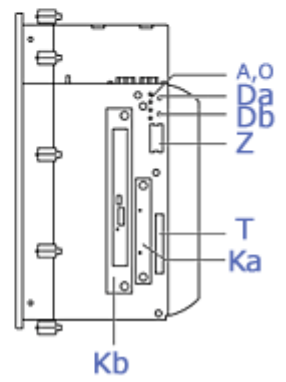
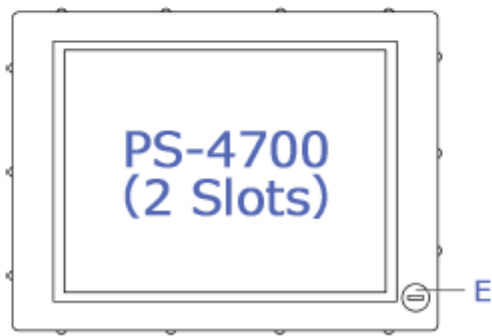
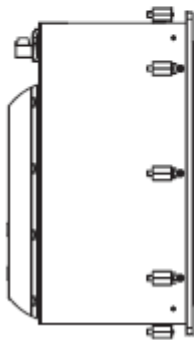
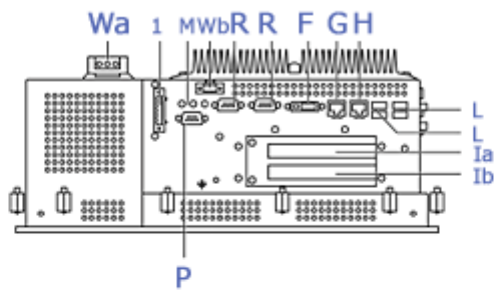
Interface specifications			
		PL-3700T (2 slots, Celeron® model)	PS-4700 (2 slots, Atom™ model)
Serial (9-pin D-sub plug)		RS-232C x 2	
		RS-232C/422/485 x 1	RS-232C/422/485 (optional) x 1 →See 2.5
		RS-232C (RI/+5V switchable) x 1	-
RAS		9-pin D-sub socket	-
Disk	SATA	2.5-inch HDD/SSD x 2 (Rev. 1.0a)	NEW! Slide-in disk: (HDD/SSD) x 1 Slide-in slot: (HDD/SSD/DVD-RW) x 1 →See 2.8
	IDE	CF card (Type-I/II, 2 GB) x 1	UP! CF card (Type-I, 4 GB/8 GB) x 1
		DVD-ROM/DVD multi-drive (optional)	- →See 2.8
USB →See 2.6		USB x 5 (USB 2.0 compatible, Type-A)	USB x 5 (aluminum front bezel) USB x 4 (stainless-steel front bezel) (USB 2.0 compatible, Type-A)
Ethernet	LAN1	10BASE-T/100BASE-TX/1000BASE-T auto switching	
	LAN2	10BASE-T/100BASE-TX auto switching	UP! 10BASE-T/100BASE-TX/ 1000BASE-T auto switching
Sound		Line output	UP! Line input/line output/mic input
DVI		DVI-I x 1 (For dual output with a front module, analog RGB output only)	DVI-I x 1
PCI		PCI 2 slots (Rev. 2.3)	PCI 2 slots (Rev. 2.2)→See 2.7

Chapter 2. Hardware Compatibility

2.1 Differences in function locations

The locations of the various functions differ on the PL-3700T and the PS-4700 as shown below.





	PL-3700T	PS-4700	
A	Power supply LED/RAS status lamp	Status LED	
B	IDE access lamp	-	
C	Front cover	-	
D	Hardware reset switch	Da	Power supply button
		Db	Reset button
E	USB interface	USB I/F (excluding stainless-steel front bezel)	
F	DVI-I interface		
G	Ethernet interface (LAN1)		
H	Ethernet interface (LAN2)		
I	Expansion slot (PCI) x 2	Ia	Expansion slot PCI
		Ib	Expansion slot (PCI Express x 4)
J	PCI slot cover	-	
K	HDD slot	Ka	Slide-in disk (HDD/SSD)
		Kb	Slide-in slot (HDD/SSD/DVD-RW)
L	USB interface x 4		
M	Speaker output	Line input/speaker output/mic input	
N	HDD status lamp	-	
O	Disk access lamp		
P	Serial I/F (RS-232C/422/485)	Serial I/F (RS-232C/422/485, optional)	
Q	Serial I/F (RS-232C, RI/5V switchable)	-	
R	Serial I/F (RS-232C) x 2		
S	RAS interface	-	
T	CF slot		
U	Fan cover	-	
V	Cooling fan		
W	Power supply connector	Wa	Power supply connector (AC power supply only)
		Wb	Power supply connector (DC power supply only)
X	Power supply switch (AC model only)	Power supply switch	
Y	-	Heat sink	
Z	Equipped internally	Backup lithium battery	
1	-	UPS interface board	

2.2 Main memory

The memory in the PS-4700 cannot be upgraded by the customer after it is purchased. The amount of memory selected in the built-in shipping options is the maximum amount of memory. For example, models with a maximum amount of memory of 8 GB in their specification cannot be upgraded with additional memory if they have been purchased with 4 GB specified in the built-in shipping options. Please use caution when ordering. [→5.4 Exclusive BTO \(build to order\) options](#)

2.3 Intelligent fan control

The fan speed for PS-4700 models equipped with a fan is controlled according to the internal temperature. The fan does not operate until the internal temperature reaches a specific temperature.

2.4 Battery backup UPS (DC power supply models only)

By equipping the PS-4700 with a UPS battery unit, power can continue to be supplied even when there is a loss of power due to a power failure and running programs can be correctly terminated by the UPS software.

To connect a UPS battery unit, specify "B" or "G" for the 10th digit of the [model code](#) in the built-in shipping options. Please note that the option cannot be installed after purchase. [→5.4 Exclusive BTO \(build to order\) options](#)

2.5 Serial interfaces

One additional serial interface port can be added to the PS-4700 that corresponds to the communication method (RS-232/422/485). To add an additional port, specify "4" for the 15th digit of the [model code](#) in the built-in shipping options. An additional port cannot be added after purchase. Please use caution when ordering. [→5.4 Exclusive BTO \(build to order\) options](#)

To perform RS-422/485 communication with the additional serial interface, software is required to switch the RTS lines each time the driver sends or receives data. The RTS lines are not switched automatically.

The PS-4700 also uses COM3 internally as the touch panel interface. When adding additional COM ports with expansion boards or USB-SIO, do not use COM3.

2.6 USB interface

The PL-3700T can be configured not to use the front USB port with the DIP switches, but the PS-4700 does not have this setting.

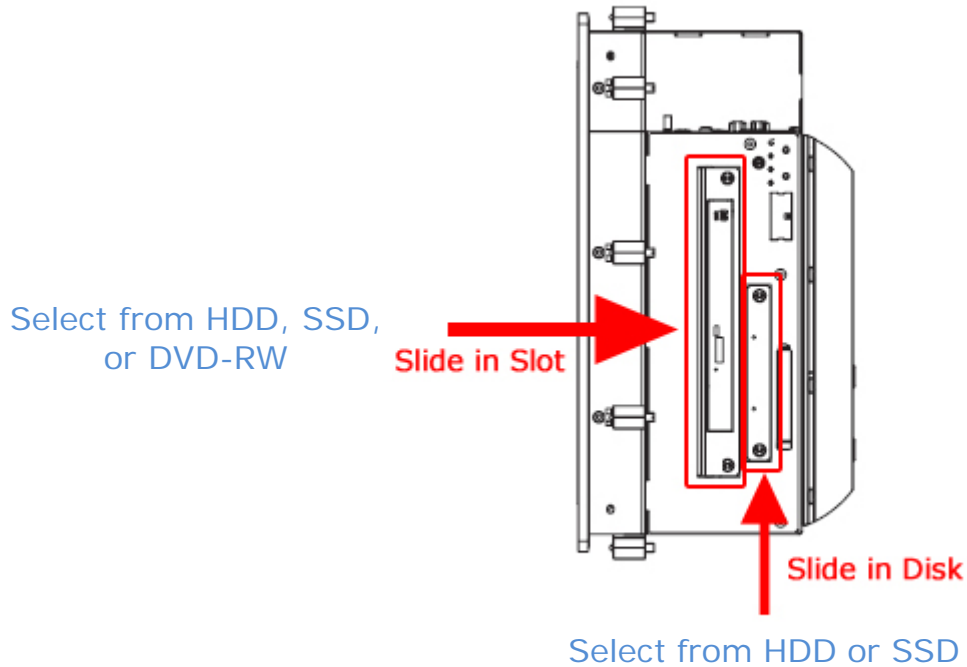
The stainless-steel front bezel PS-4700 is not equipped with a USB interface on the front of the touch panel, so there are 4 ports total.

2.7 PCI slots

Certain PS-4700 models are equipped with PCI Express. If you wish to replace a PCI 1 slot/PCI Express (x4) * 1 slot model, specify "2" for the 8th digit of the [model code](#) in the built-in shipping options. * The number in parentheses indicates the number of PCI Express lanes.

2.8 DVD-RW drive

The DVD-RW drive is connected to the slide-in slot. When an HDD or SSD is connected to the slide-in slot, the DVD-RW drive cannot be used. Separately prepare a commercially available DVD drive that can connect via USB.



2.9 External HDD, SSD, USB devices

When an external HDD, SSD, or USB device is connected to a PS-4700 pre-installed with Microsoft Windows Embedded Standard, the system will no longer start. In this situation, the system can be made to start with the device connected to it by configuring the setting below in the BIOS boot menu. The setting depends on the CPU as shown below.

CPU	BIOS setting
Core™ 2 Duo	Change [1st Boot Device] setting to "Fourth Master"
Atom™	Change [1st Boot Device] setting to "Secondary Master"

*The notes above are included with models pre-installed with Microsoft Windows® Embedded Standard.

2.10 Power supply plug

Caution: The power line terminal locations for the power supply plug differ between the PL-3700T and the PS-4700.

	PL-3700T	PS-4700
AC power supply		
DC power supply		

2.11 Power consumption

The power consumption does not include the value of power supplied to devices in the provided expansion slots and to USB devices. The maximum power consumption of the entire product including the value of supplied power is 130 W.

Chapter 3. Compatibility with Accessories

3.1 Individual accessories

Individual accessories for the PL-3700T and their compatibility are listed below.

Product name		Model code *	PL-3700T	PS-4700
DIM module DDR2	512 MB	CA7-DDR2-512MB	✓	x
	1 GB	CA7-DDR2-1GB	✓	x
	2 GB	CA7-DDR2-2GB	✓	x
HDD unit	250 GB	APL3000-HD250	✓	x
SSD unit	16 GB	APL3000-SD16	✓	x
CF card	128 MB	CA3-CFCALL/128MB-01	✓	x
	256 MB	CA3-CFCALL/256MB-01	✓	x
	512 MB	CA3-CFCALL/512MB-01	✓	x
	1 GB	CA6-CFCALL/1GB-01	✓	x
	2 GB	CA8-CFCALL/2GB-01	✓	x
Industrial hub		SPIDER8TX-PRO	✓	✓
Software mirroring utility		APL-SM3000	✓	x
USB cable	5 m	FP-US00	✓	✓
RS-232C cable	5 m	FP61V-IS00-O	✓	✓
Analog RGB cable	4.5 m	FP-CV02-45	✓	✓
DVI-RGB conversion cable	5 m	CA7-CBLCVRGB-01	✓	✓
DVI-RGB splitter cable	15 cm	CA7-CBLCVDVI-D/RGB-01	✓	✓
Screen protection sheet (5 pcs.)		CA3-DFS15-01	✓	✓
AC power supply connector (right angle) (5 pcs.)		CA7-ACCNLR-01	✓	x

* Please check the model code/global code table at <http://www.proface.co.jp/product/globalcode.html>.

3.2 Maintenance accessories

Maintenance accessories for the PL-3700T and their compatibility are listed below.

Product name	Model code *	PL-3700T	PS-4700
Drip-proof packing	CA7-WPG15-01	✓	x
Backlight	CA7-BLU15-01	✓	x
Mounting hardware	APL-ATFB-01	✓	x
AC power supply connector (straight) (5 pcs.)	CA7-ACCNL-01	✓	x
DC power supply connector (straight) (5 pcs.)	CA7-DCCNL-01	✓	x
AC power supply connector (right angle) (5 pcs.)	CA7-ACCNLR-01	✓	x
DC power supply connector (right angle) (5 pcs.)	CA5-DCCNL-01	✓	x

* Please check the model code/global code table at <http://www.proface.co.jp/product/globalcode.html>.

Chapter 4. Software Compatibility

4.1 Supported operating systems

The supported operating systems for the PL-3700T and the PS-4700 are listed below.

* See the bottom of this page for the operating system abbreviations used in this table.

OS	PL-3700T		PS-4700	
	Core™ Duo	Celeron® M	Core™ 2 Duo	Atom™
Win2000	✓	✓	x	x
Win2000 ML	x	✓	x	x
WinXP	✓	✓	✓	✓
WinXP ML	✓	✓	✓	✓
XPE ML	✓	✓	x	x
WES2009	x	x	✓	✓
WES7	x	x	✓	x
Win7	x	x	✓	x

4.2 Supported operating system languages

The supported operating system languages differ between the PS-4700 and the PL-3700T. They are listed in the table on the following page.

* The abbreviations and symbols in the table have the following meanings.

✓	Supported.
Δ	The language can be used by installing the language pack provided with "Otasuke Pro!". Download from the URL below. http://www.proface.co.jp/otasuke/download/ps/ps4000/wes7lang.htm
x	Not supported.
Win2000	Windows® 2000 Japanese
Win2000 ML	Windows® 2000 Multi-Language
WinXP	Windows® XP Professional Japanese
WinXP ML	Windows® XP Professional Multi-Language
XPE ML	Windows® XP Embedded Multi-Language
WES2009	Windows® Embedded Standard 2009
WES7	Windows® Embedded Standard 7
Win7	Windows® 7 Ultimate
3700T	PL-3700T
4700	PS-4700

Language	WinXP		WinXP ML		XPE ML	WES 2009	WES7	Win7
	3700T	4700	3700T	4700	3700T	4700	4700	4700
Arabic	x	x	x	✓	Δ	✓	Δ	✓
Bulgarian	x	x	✓	✓	x	x	Δ	✓
Chinese (Simplified)	x	x	✓	✓	Δ	✓	Δ	✓
Chinese (Traditional)	x	x	✓	✓	Δ	✓	Δ	✓
Croatian	x	x	✓	✓	x	x	Δ	✓
Czech	x	x	✓	✓	Δ	✓	Δ	✓
Danish	x	x	✓	✓	Δ	✓	Δ	✓
Dutch	x	x	✓	✓	Δ	✓	Δ	✓
English	x	x	✓	✓	✓	✓	✓	✓
Estonian	x	x	✓	✓	x	x	Δ	✓
Finnish	x	x	✓	✓	Δ	✓	Δ	✓
French	x	x	✓	✓	✓	✓	✓	✓
German	x	x	✓	✓	✓	✓	✓	✓
Greek	x	x	✓	✓	Δ	✓	Δ	✓
Hebrew	x	x	x	✓	Δ	✓	Δ	✓
Hungarian	x	x	✓	✓	Δ	✓	Δ	✓
Italian	x	x	✓	✓	✓	✓	✓	✓
Japanese	✓	✓	x	✓	✓	✓	✓	✓
Korean	x	x	x	✓	Δ	✓	Δ	✓
Latvian	x	x	✓	✓	x	x	Δ	x
Lithuanian	x	x	✓	✓	x	x	Δ	✓
Norwegian	x	x	x	✓	Δ	✓	Δ	✓
Polish	x	x	✓	✓	Δ	✓	Δ	✓
Portuguese	x	x	✓	✓	Δ	✓	Δ	✓
Portuguese (Brazil)	x	x	✓	✓	Δ	✓	Δ	✓
Romanian	x	x	✓	✓	x	x	Δ	✓
Russian	x	x	✓	✓	Δ	✓	Δ	✓
Serbian Latin	x	x	x	x	x	x	Δ	✓
Slovak	x	x	✓	✓	x	x	Δ	✓
Slovenian	x	x	✓	✓	x	x	Δ	✓
Spanish	x	x	✓	✓	✓	✓	✓	✓
Swedish	x	x	✓	✓	Δ	✓	Δ	✓
Thai	x	x	✓	✓	x	x	Δ	✓
Turkish	x	x	✓	✓	Δ	✓	Δ	✓
Ukrainian	x	x	x	x	x	x	Δ	✓

4.3 Supported software

The software that the PS-4700 supports is listed below.

Software	Software mirroring (APL-SM3000)	X
	WinGP *1	✓
Utilities	System Monitor	✓
	Touch panel driver *2	✓
	Keyboard emulator *3	✓
	Remote shutdown	X
	EFW Setting Tool *4	✓
	XP Embedded CF card backup/recovery tool *5	X
	Lang Shell *6	X
API-DLL *8	Language selection Shell update *7	✓
	System Monitor	X
	EFW	X

*1 When WinGP was installed on the PL-3700T and RS-422/485 communication was being performed, the PL-3700T cannot be replaced with the PS-4700 as is.

→See 2.5

*2 The PL-3700T driver is DMC's UPDD, but the PS-4700 uses software called Touch Screen.

Please be aware that right click operations change to touch and hold.

The touch sound is also issued when the finger is lifted from the screen, not when the screen is pressed.

*3 Use the user assistance screen keyboard standard in Windows® 7 Ultimate and Windows® Embedded Standard 7.

*4 The PL-3700T was RAM mode, but the PS-4700 changes to RAM REG.

*5 The PL-3700T had a dedicated tool, but the PS-4700 does not support it.

When backup/recovery is required, prepare a normal tool (commercially available product, free software).

*6 Can be configured with the Windows® Embedded Standard 7 standard function.

*7 Only supported by Windows® Embedded Standard 7.

*8 API-DLL is not supported.

4.4 Functions supported by System Monitor

The System Monitor functions that the PS-4700 supports are listed below.

Monitor item	Error Action	
Voltage	DOUT	x
	LED	x
	Buzzer	x
	Popup Message	x
	Shutdown	x
Fan *1	DOUT	x
	LED	✓
	Buzzer	✓
	Popup Message	✓
	Shutdown	✓
Temperature	DOUT	x
	LED	✓
	Buzzer	✓
	Popup Message	✓
	Shutdown	✓
Backlight	DOUT	x
	LED	x
	Buzzer	x
	Popup Message	x
	Shutdown	x
Watchdog Timer	DOUT	x
	LED	x
	Buzzer	x
	Popup Message	x
	Shutdown	x
	Hardware Reset	x

*1 Core™ 2 Duo models only

Monitor item	Error Action	
SMART	DOUT	x
	LED	✓
	Buzzer	✓
	Popup Message	✓
DIN	DOUT	x
	LED	x
	Buzzer	x
	Popup Message	x
	Shutdown	x
Remote Reset	-	x
Remote RAS	-	x
Battery	DOUT	x
	LED	x
	Buzzer	✓
	Popup Message	✓
	Shutdown	✓
	Shutdown Time	0-60 Sec

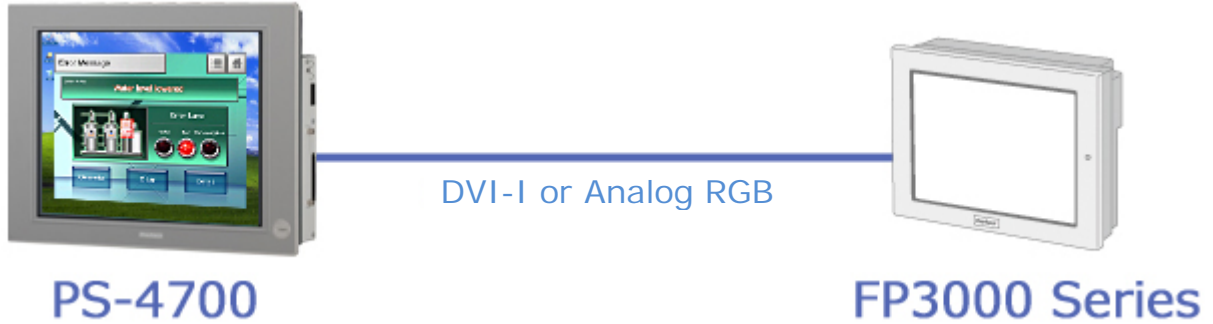
Chapter 5. Appendix

5.1 FP-3000 Series

5.1.1 Connection with the PS-4700

The PS-4700 can connect to the FP-3000 Series by DVI* or analog RGB. PS-4700 images can also be output to a separate location.

* Its Rev.2 or later of FP3000 Series supports DVI



5.1.2 Remote installation distances and cables

The distances the FP-3000 Series can be remotely installed and the cables that support those distances are listed below.

Cable		Model code
5 m	Analog RGB	CA7-CBLCVRGB-01 or CA7-CBLCDVI-D/RGB-01 + FP-CV02-45
	DVI	FP-DV01-50 *1
	USB	FP61V-IS00-O or FP-US00
10 m	DVI	PFXZPBCBDV101 *2

*1 To connect the FP-3000 Series to the PS-4000 Series, only revision "2" FPs with the symbol can be used.

*2 The maximum cable length for DVI standard is 5m. Because the 10m cable is non-standard, the exact performances is not guaranteed. According to environment or equipment configuration, video images may not be displayed properly, so be sure to check performances every time environment or equipment configuration is changed. A 5m cable is recommended when using in SXGA resolution or higher.

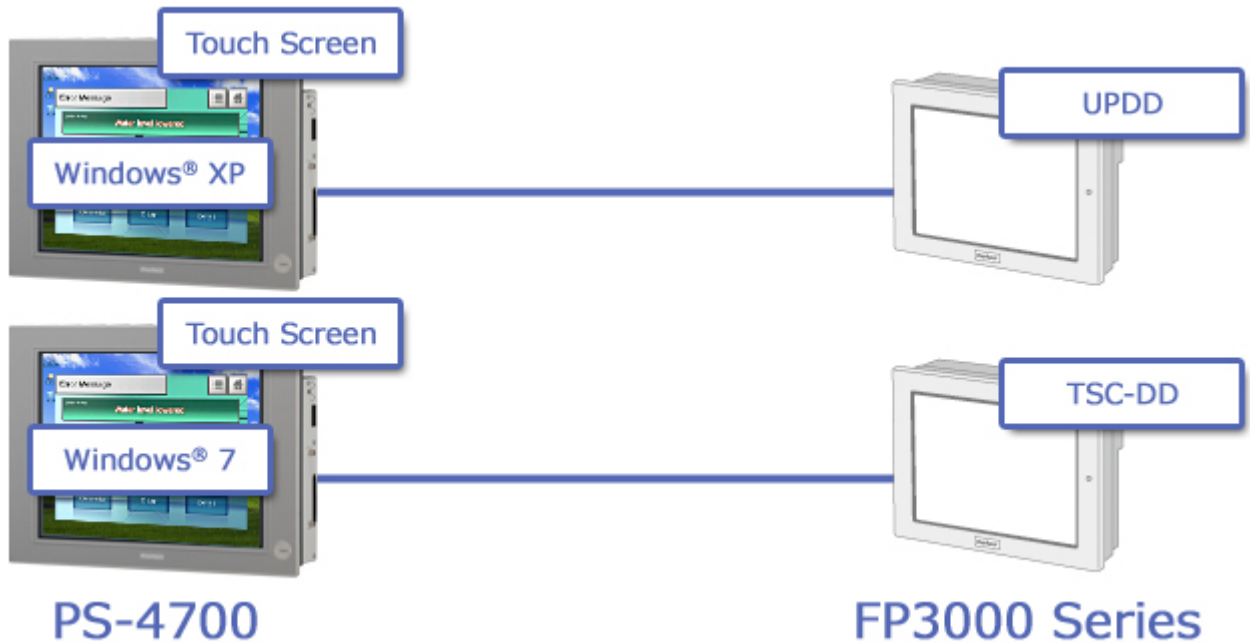
5.1.3 Required touch panel driver

The required touch panel driver for each monitor is listed below.

OS	PS-4000 Series	FP-3000 Series		
	PS-4700/4800	FP-3710T	FP-3710K/FP-3900T	FP-3600T *1/ FP-3650T
WinXP JP, WinXP ML, WES2009	Touch Screen	UPDD		
Win7, WES7		TSC-DD		

*1 Win7 and WES7 do not officially support a SVGA (800 x 600 pixels) resolution, but we have verified that the screen is displayed without problems.

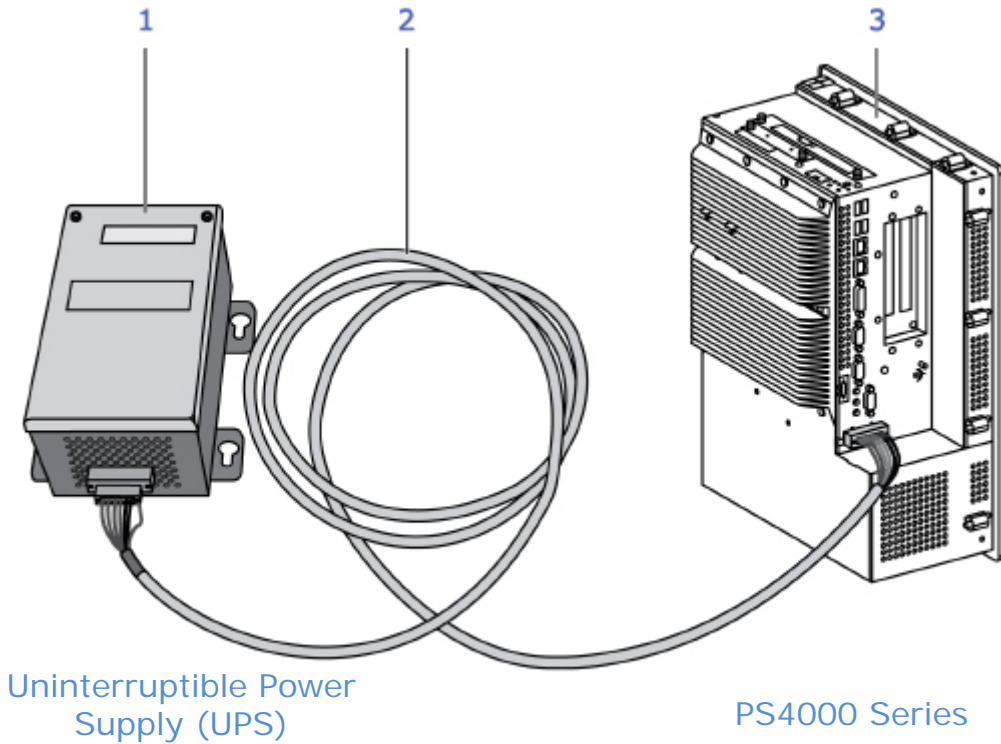
WinXP JP	Windows® XP Professional Japanese
WinXP ML	Windows® XP Professional Multi-Language
WES2009	Windows® Embedded Standard 2009
WES7	Windows® Embedded Standard 7
Win7	Windows® 7 Ultimate



5.2 Uninterruptible power supply (UPS)

5.2.1 Overview

The uninterruptible power supply (UPS) option can only be used with DC power supply types. The diagram below shows the PS-4000 Series with an attached UPS.



- 1: UPS battery unit (model code: PFXZPSEUUPB1)
- 2: UPS connection cable 3 m (model code: PFXZPSCBUP3)
- 3: PS-4000 Series equipped with the UPS interface board (installed when shipped*)

Primary features of the UPS option:

- Rechargeable battery that is maintenance free and lasts a long time
- Communication over the built-in interface
- Temperature sensor
- Over discharge protection

* You must specify "B" for the 10th digit of the [model code](#) in the built-in shipping options. Please note that the option cannot be installed after purchase.

5.3 INtime OS

The PS-4700 supports the INtime OS.
For details, contact TenAsys Corporation.

<http://www.mnc.co.jp/INtime/>
<http://www.tenasys.com/products/intime.php>

5.4 Exclusive BTO (build to order) options

The products introduced below are optional products that can be built-in to the PS-4700 when purchased. The products below can be built-in by specifying the [order model code](#) as shown in red. Please note that the options cannot be installed after purchase.

Product name		Order model code
Main memory	1 GB	PFXP*172**1****N00
	2 GB	PFXP*172**2****N00
	3 GB (2 GB + 1 GB)	PFXP*172**3****N00
	4 GB (2 GB + 2 GB)	PFXP*172**4****N00
	6 GB (4 GB + 2 GB)	PFXP*172**6****N00
	8 GB (4 GB + 4 GB)	PFXP*172**8****N00
UPS battery unit I/F unit (DC power supply model)		PFXP*172*B****N00
UPS battery unit I/F unit (DC power supply model, with marine specification power supply line noise filter)		PFXP*172*G****N00
COM port expansion board (RS-232C/422/485)		PFXP*172*****4N00